
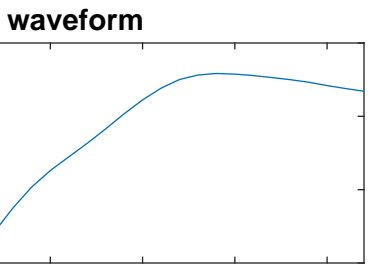
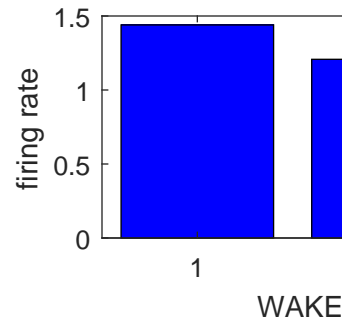
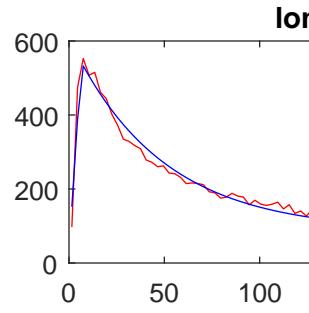
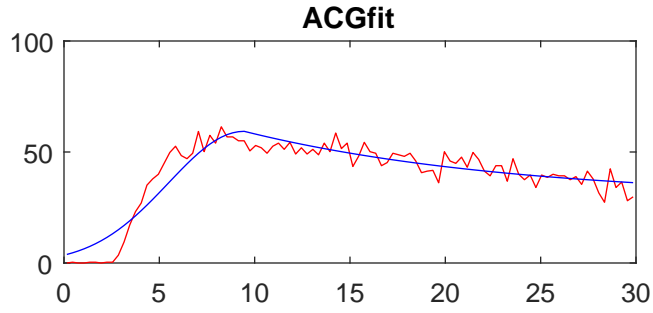


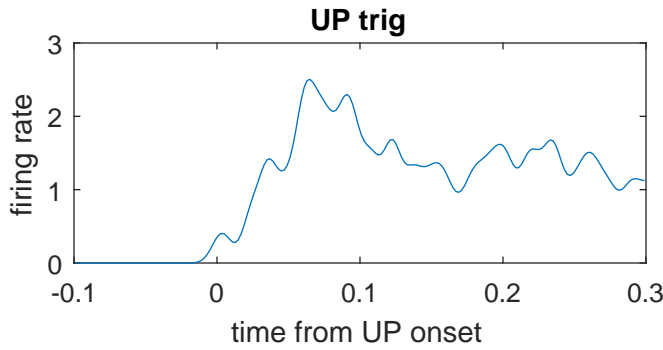
all_YMV₂--waveEccgE-unitID-1016



15 20 25 30



15 20 25 30



unitID: 1016
 Norm Depth: 248
 cell type: waveEccgE
 waveE:1 waveI:0 ccgE:1 ccgI:1
 VGAT:0 PV:0
 dwnactive:0 acgWI:0
 ACGfit: 352 30 47 29 1
 longACGfit: 3 446 16 86
 TP latency: 0.68