
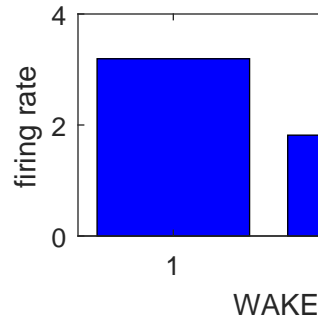
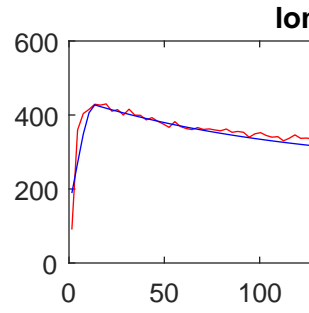
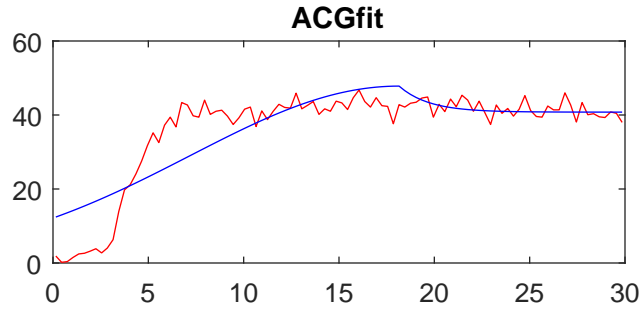


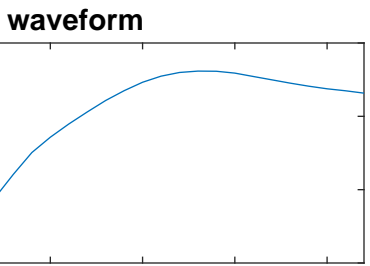
all_YMV₂--waveEccgE-unitID-559



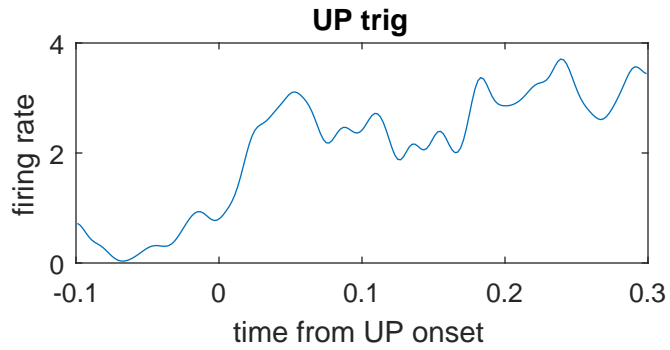
15 20 25 30



WAKE



15 20 25 30



unitID: 559
 Norm Depth: 675
 cell type: waveEccgE
 waveE:1 waveI:0 ccgE:1 ccgI:0
 VGAT:0 PV:0
 dwnactive:0 acgWI:0
 ACGfit: 2671 7 5 41
 longACGfit: 20 174 38 253
 TP latency: 0.68