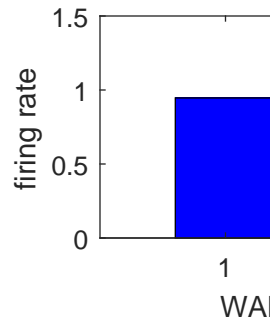
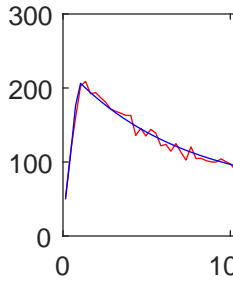
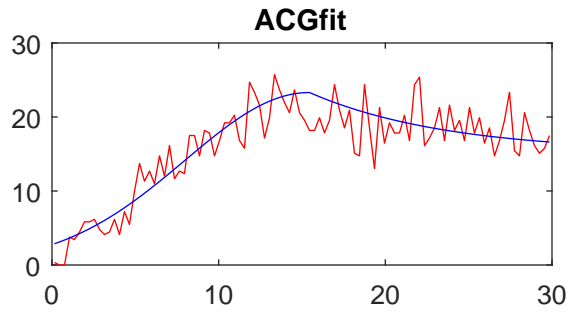

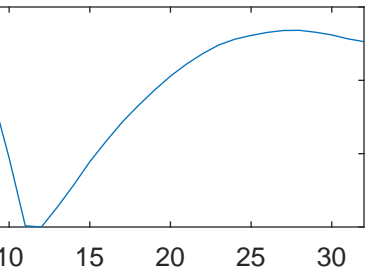


all<sub>Y</sub>MV<sub>2</sub>--waveEccgE-unitID-680

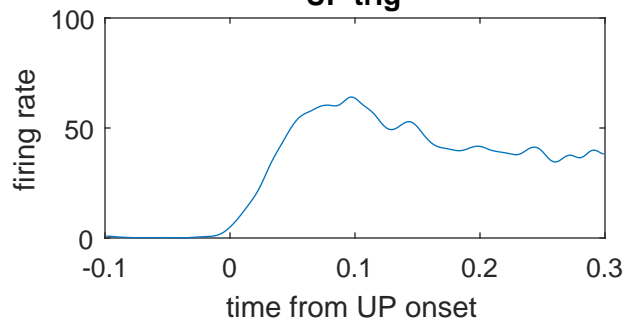


15 20 25 30

waveform



UP trig



unitID: 680  
Norm Depth: 174  
cell type: waveEccgE  
waveE:1 waveI:0 ccgE:1 ccgI:0  
VGAT:0 PV:0  
dwnactive:0 acgWI:0  
ACGfit: 1242 8 28 15  
longACGfit: 6 149 23 57  
TP latency: 0.81