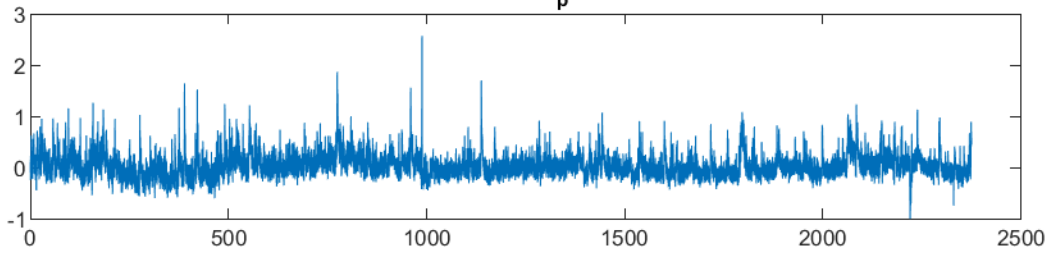
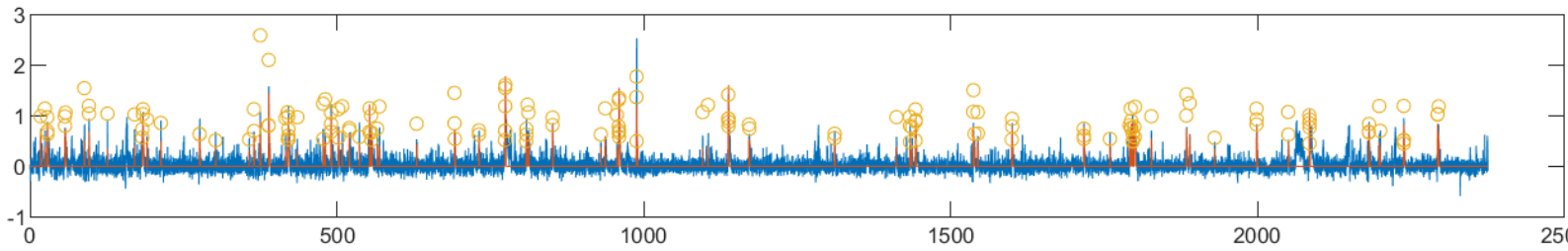
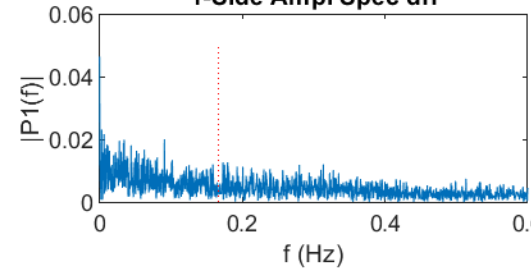


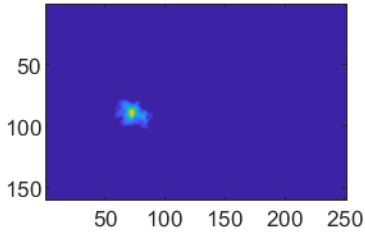
dF/F Response Stim<sub>p</sub> art12 Cell173



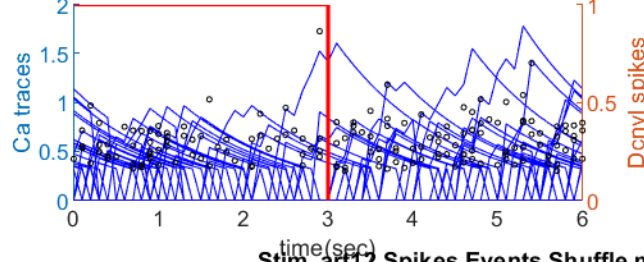
1-Side Ampl Spec dff



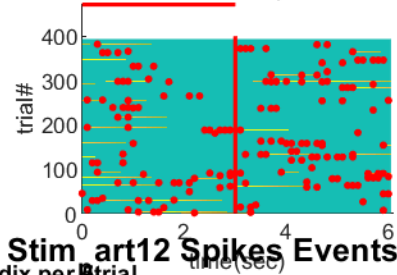
Segment for cell#173



Superimposed Ca df/f traces for cell#173

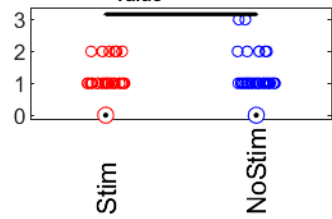


dF/F for Stim<sub>p</sub> art12



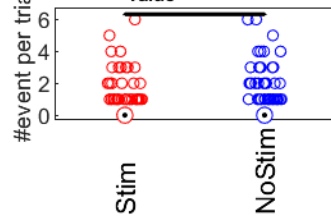
Stim<sub>p</sub> art12 Transients events Pair

$p_{value} = 0.40769$



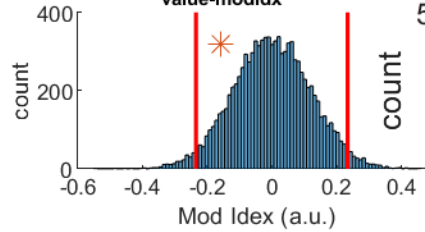
Stim<sub>p</sub> art12 Spikes Events Pair

$p_{value} = 0.20036$



Stim<sub>p</sub> art12 Spikes Events Shuffle modix per trial

$p_{value-modix} = 0.1858$



Stim<sub>p</sub> art12 Spikes Events Shuffle modix per trial

$p_{value-modix} = 0.234$

